

# CBK-RPU7

V1.11 Update Guide

2025/09/05

Sony Corporation

變更履歷

#	Release Date	Revision	Main changes and comments
1	Sep. 05, 2025	1	Initial version

Table of Contents

Version combination of connected devices .....4

Installable combinations .....4

Installation procedure.....4

    If a message appears after Execute and the version cannot be updated.....6

Check after installation.....6

## Version combination of connected devices

Please combine the versions of CBK-RPU7 and NXL-ME80 according to the following table.

【CBK-RPU7 vs NXK-ME80】

<div>CBK-RPU7 NXL-ME80</div>	V1.00	V1.10	V1.11
V1.00	NG	NG	NG
V1.13	OK	NG	NG
V1.17	OK	NG	NG
V1.20	NG	OK	NG
V1.21	NG	OK	OK

NXL-ME80 V1.20 will be released after March 2025.

## Installable combinations

Please perform the version upgrade of CBK-RPU7 according to the following table.

<div>To From</div>	V1.00	V1.10	V1.11
V1.00		OK	OK
V1.10	OK (*1)		OK
V1.11	OK (*1)	OK (*1)	

In the case of a version update, the setting value will be inherited as it is.

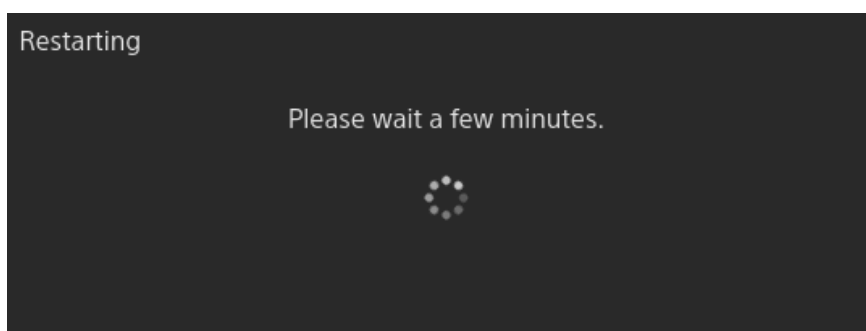
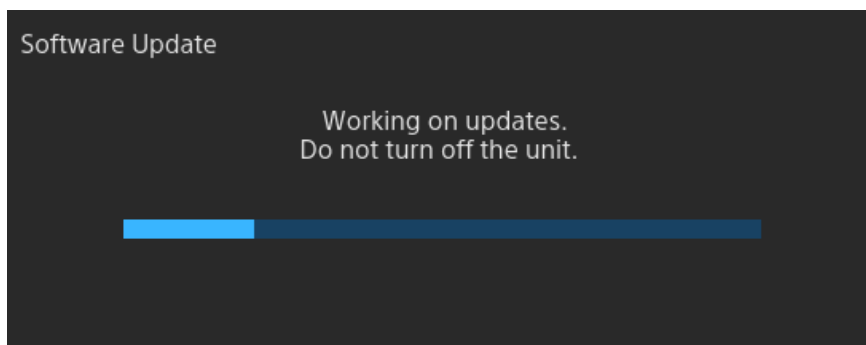
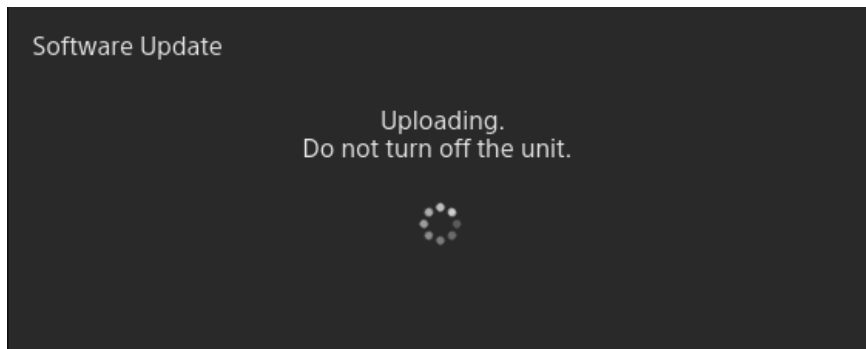
(\*1) In the case of a downgraded version, the setting value is automatically changed to the initial value. However, the user account, IP address, network settings and date remain unchanged.

## Installation procedure

Do not turn off the power during the update. In the unlikely event that the update fails due

to a power outage, please contact service representative.

1. Copy the update data file to a PC that can access the CBK-RPU7.
2. Log in to CBK-RPU7 with Maintainer.
3. Move to Maintenance page → Version tab
4. Press the [Execute] button for Software Update and select the data file copied in step 1.
5. The update will start and finish in about 5 minutes.



6. After the update is completed, it will be automatically restarted, and you will be redirected to the login screen. You can log in as the user you created before the update.

If a message appears after Execute and the version cannot be updated

If the package you are trying to update is not from CBK-RPU7 or if the data is corrupted, you will see "Invalid Package". In this case, select the correct package.

### Check after installation

Click the Version tab → the Maintenance page and confirm that the Version of the PACKAGE is V1.11.

Model Name

CBK-RPU7

Serial No.

99999

Browser Tab Title

☒

Name

SONY CBK-RPU7

	Version
PACKAGE	1.11
SYS-0	1.10
SYS-1	1.11
SYS-2	1.11
SYS-3	1.11
PROC	1.10
CODEC	1.10.08
UPDATER	1.10

Software Update

Execute

The version of the UPDATER varies depending on when it was shipped.